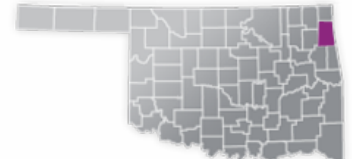




DELAWARE COUNTY

COUNTY SEAT: JAY

QUALITY RANK: 11



NEED: CHILDREN NEEDING CARE WHILE PARENTS WORK

AGE	CHILD POPULATION	CHILDREN WITH WORKING PARENTS	
	NUMBER	NUMBER	PERCENT
0-5	2,283	1,386	60.7%
6-12	3,580	2,295	64.1%
0-12	5,863	3,681	62.8%

AVAILABILITY: LICENSED CHILD CARE

	NUMBER OF FACILITIES	TOTAL CAPACITY	DHS SUBSIDY
COUNTY TOTAL	28	781	60.7%
CENTERS	15	635	73.3%
HOMES	13	146	46.2%

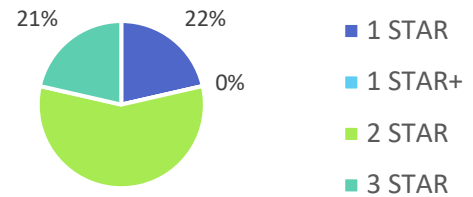
AFFORDABILITY: CHILD CARE COST

CENTERS AVERAGE FULL-TIME WEEKLY		HOMES AVERAGE FULL-TIME WEEKLY	
UNDER 1	\$165.82	UNDER 1	\$146.44
1 YEAR	\$152.09	1 YEAR	\$146.44
2 YEARS	\$147.14	2 YEARS	\$139.50
3 YEARS	\$138.45	3 YEARS	\$132.77
4-5 YEARS	\$124.91	4-5 YEARS	\$128.50
KINDERGARTEN+	\$102.50	KINDERGARTEN+	\$105.33
4.1% of children whose parents work receive child care paid for by OKDHS subsidy.			
n/a: no facilities operate in the county, - no data reported for county			

EARLY EDUCATION

AGE	4 YEAR OLD PRE-KINDERGARTEN		KINDERGARTEN	
	½ DAY	FULL DAY	½ DAY	FULL DAY
# OF SITES	1	8	0	9
# ENROLLED	1	368	0	460
78.3% of 4 year olds are enrolled in a full or part day Pre-K program. 86.6% of 5 year olds are enrolled in a full or part day Kindergarten program.				

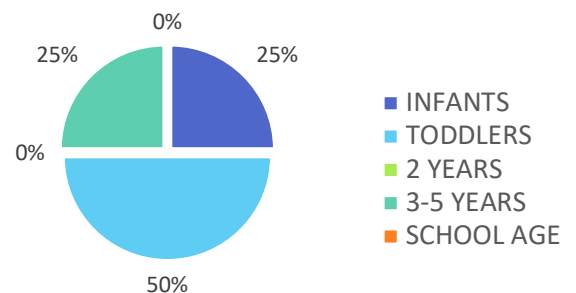
QUALITY: STAR RATINGS FOR CHILD CARE FACILITIES



AMOUNT OF CARE SOUGHT



AGES FOR WHOM CARE IS SOUGHT



NON-TRADITIONAL SCHEDULES SOUGHT

